



Andhra Loyola College
(Autonomous)

VIJAYAWADA-520 008.

Web: www.andhraloyolacollege.ac.in e-mail: contactalc@gmail.com

STD	: 0866
Main Off.	: 2476082
Inter	: 2476965
Degree	: 2481907
P.G.	: 2474902
CoE	: 2473251
Fax (Principal)	: 2474531
Fax (Correspondent)	: 2486084

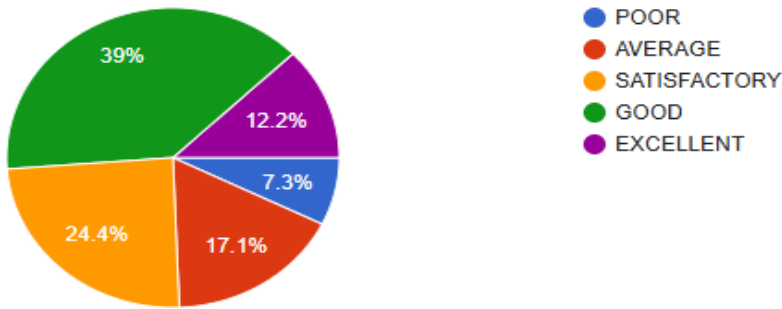
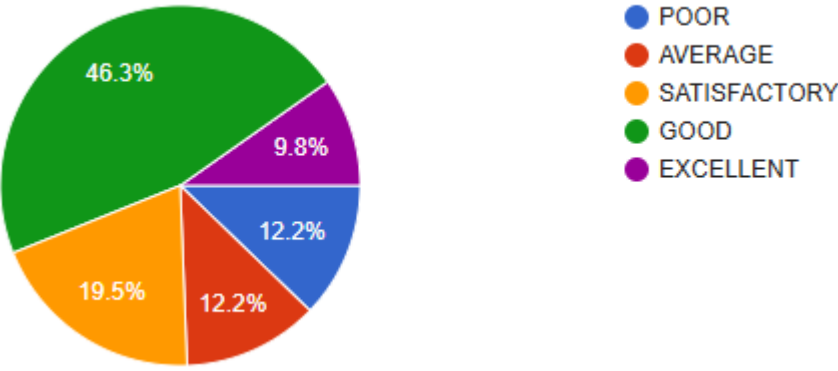
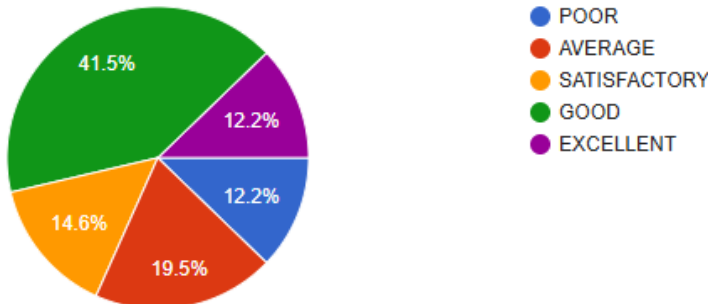
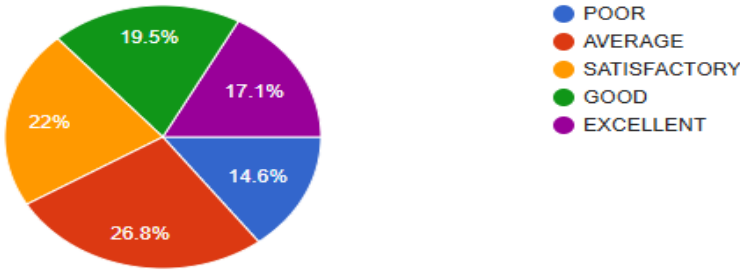
INTERNAL QUALITY ASSURANCE CELL

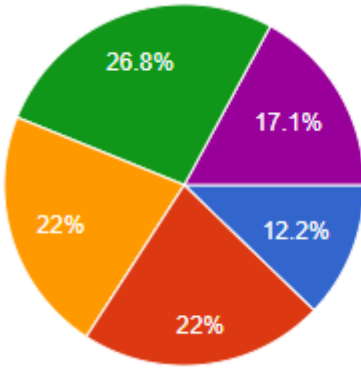
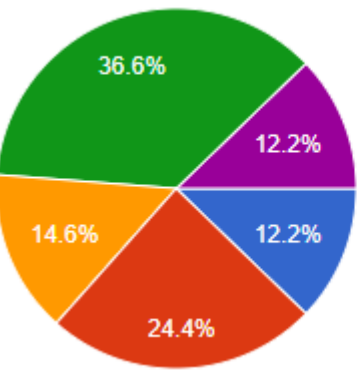
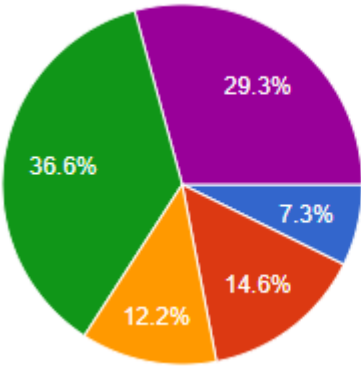
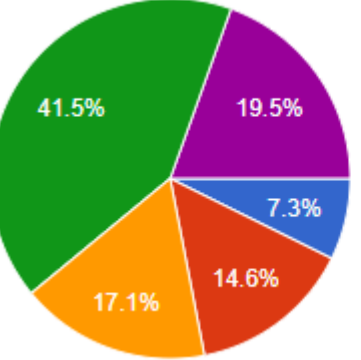
ACADEMIC YEAR

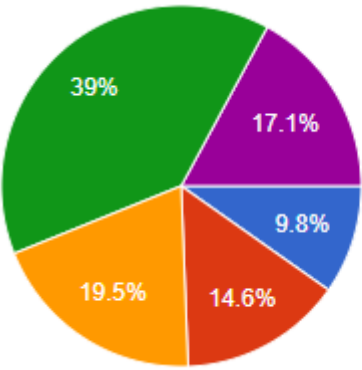
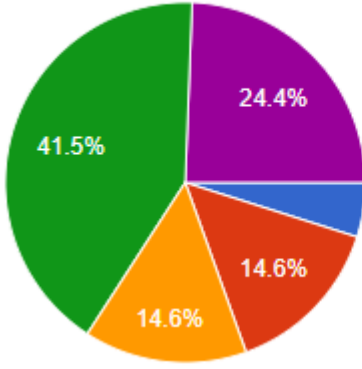
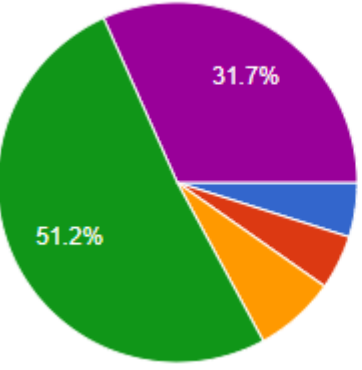
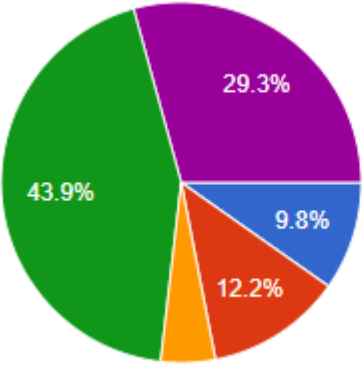
2023-2024

Feedback on Curriculum – Students

a) Curriculum, b) Academic Environment and c) Student Support

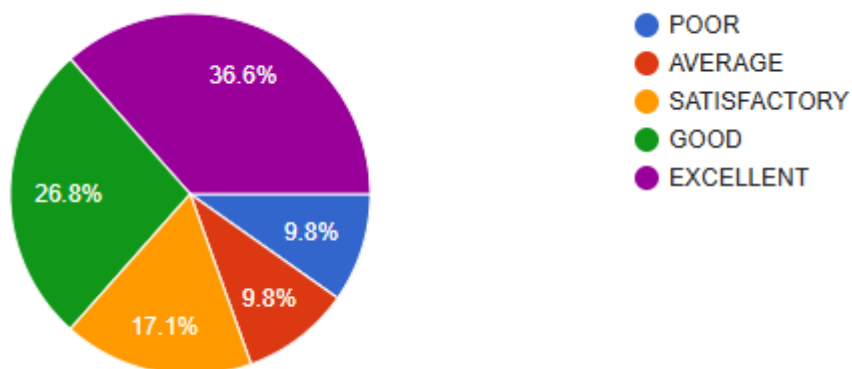
FEEDBACK ON CURRICULUM	<p>Relevance of course structure to the course objectives</p>  <table border="1"> <thead> <tr> <th>Category</th> <th>Percentage</th> </tr> </thead> <tbody> <tr> <td>POOR</td> <td>7.3%</td> </tr> <tr> <td>AVERAGE</td> <td>17.1%</td> </tr> <tr> <td>SATISFACTORY</td> <td>24.4%</td> </tr> <tr> <td>GOOD</td> <td>39%</td> </tr> <tr> <td>EXCELLENT</td> <td>12.2%</td> </tr> </tbody> </table>	Category	Percentage	POOR	7.3%	AVERAGE	17.1%	SATISFACTORY	24.4%	GOOD	39%	EXCELLENT	12.2%
Category	Percentage												
POOR	7.3%												
AVERAGE	17.1%												
SATISFACTORY	24.4%												
GOOD	39%												
EXCELLENT	12.2%												
FEEDBACK ON CURRICULUM	<p>Scope for skill development/ employability/ entrepreneurship in the courses offered</p>  <table border="1"> <thead> <tr> <th>Category</th> <th>Percentage</th> </tr> </thead> <tbody> <tr> <td>POOR</td> <td>12.2%</td> </tr> <tr> <td>AVERAGE</td> <td>12.2%</td> </tr> <tr> <td>SATISFACTORY</td> <td>19.5%</td> </tr> <tr> <td>GOOD</td> <td>46.3%</td> </tr> <tr> <td>EXCELLENT</td> <td>9.8%</td> </tr> </tbody> </table>	Category	Percentage	POOR	12.2%	AVERAGE	12.2%	SATISFACTORY	19.5%	GOOD	46.3%	EXCELLENT	9.8%
Category	Percentage												
POOR	12.2%												
AVERAGE	12.2%												
SATISFACTORY	19.5%												
GOOD	46.3%												
EXCELLENT	9.8%												
FEEDBACK ON CURRICULUM	<p>The research orientation in the course design</p>  <table border="1"> <thead> <tr> <th>Category</th> <th>Percentage</th> </tr> </thead> <tbody> <tr> <td>POOR</td> <td>12.2%</td> </tr> <tr> <td>AVERAGE</td> <td>19.5%</td> </tr> <tr> <td>SATISFACTORY</td> <td>14.6%</td> </tr> <tr> <td>GOOD</td> <td>41.5%</td> </tr> <tr> <td>EXCELLENT</td> <td>12.2%</td> </tr> </tbody> </table>	Category	Percentage	POOR	12.2%	AVERAGE	19.5%	SATISFACTORY	14.6%	GOOD	41.5%	EXCELLENT	12.2%
Category	Percentage												
POOR	12.2%												
AVERAGE	19.5%												
SATISFACTORY	14.6%												
GOOD	41.5%												
EXCELLENT	12.2%												
FEEDBACK ON CURRICULUM	<p>Structure CBCS curriculum</p>  <table border="1"> <thead> <tr> <th>Category</th> <th>Percentage</th> </tr> </thead> <tbody> <tr> <td>POOR</td> <td>14.6%</td> </tr> <tr> <td>AVERAGE</td> <td>26.8%</td> </tr> <tr> <td>SATISFACTORY</td> <td>22%</td> </tr> <tr> <td>GOOD</td> <td>19.5%</td> </tr> <tr> <td>EXCELLENT</td> <td>17.1%</td> </tr> </tbody> </table>	Category	Percentage	POOR	14.6%	AVERAGE	26.8%	SATISFACTORY	22%	GOOD	19.5%	EXCELLENT	17.1%
Category	Percentage												
POOR	14.6%												
AVERAGE	26.8%												
SATISFACTORY	22%												
GOOD	19.5%												
EXCELLENT	17.1%												

<p style="text-align: center;">FEEDBACK ON CURRICULUM</p>	<p>Pattern of curriculum evaluation</p>  <ul style="list-style-type: none"> ● POOR ● AVERAGE ● SATISFACTORY ● GOOD ● EXCELLENT
<p style="text-align: center;">FEEDBACK ON CURRICULUM</p>	<p>Relevance to emerging National / Global trends</p>  <ul style="list-style-type: none"> ● POOR ● AVERAGE ● SATISFACTORY ● GOOD ● EXCELLENT
<p style="text-align: center;">FEEDBACK ON ACADEMIC ENVIRONMENT</p>	<p>Academic environment of the college</p>  <ul style="list-style-type: none"> ● POOR ● AVERAGE ● SATISFACTORY ● GOOD ● EXCELLENT
<p style="text-align: center;">FEEDBACK ON ACADEMIC ENVIRONMENT</p>	<p>Teaching methodology adopted</p>  <ul style="list-style-type: none"> ● POOR ● AVERAGE ● SATISFACTORY ● GOOD ● EXCELLENT

<p style="text-align: center;">FEEDBACK ON ACADEMIC ENVIRONMEN T</p>	<p>Coverage of syllabi</p>  <ul style="list-style-type: none"> ● POOR ● AVERAGE ● SATISFACTORY ● GOOD ● EXCELLENT
<p style="text-align: center;">FEEDBACK ON ACADEMIC ENVIRONMEN T</p>	<p>Observance of Academic Calendar</p>  <ul style="list-style-type: none"> ● POOR ● AVERAGE ● SATISFACTORY ● GOOD ● EXCELLENT
<p style="text-align: center;">FEEDBACK ON ACADEMIC ENVIRONMEN T</p>	<p>Library facilities</p>  <ul style="list-style-type: none"> ● POOR ● AVERAGE ● SATISFACTORY ● GOOD ● EXCELLENT
<p style="text-align: center;">FEEDBACK ON ACADEMIC ENVIRONMEN T</p>	<p>Lab facilities, if applicable</p>  <ul style="list-style-type: none"> ● POOR ● AVERAGE ● SATISFACTORY ● GOOD ● EXCELLENT

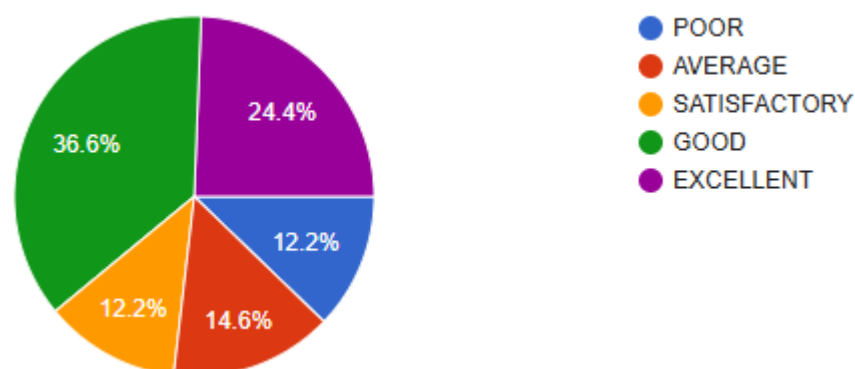
STUDENT SUPPORT

College information system (Website, Hand book, Calendar etc.,)



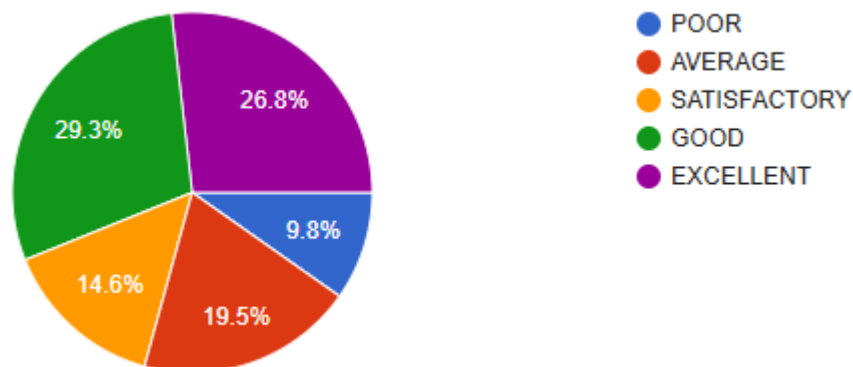
STUDENT SUPPORT

Student support services such as NGC,NCC, NSS, Red Ribbon Club etc.



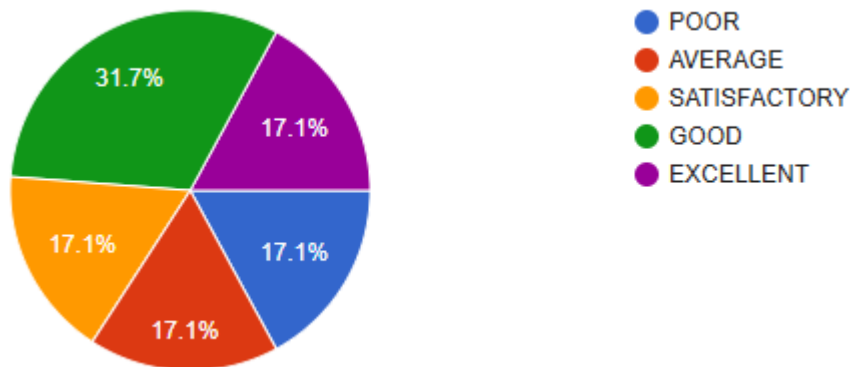
STUDENT SUPPORT

Grievance redressal in the college



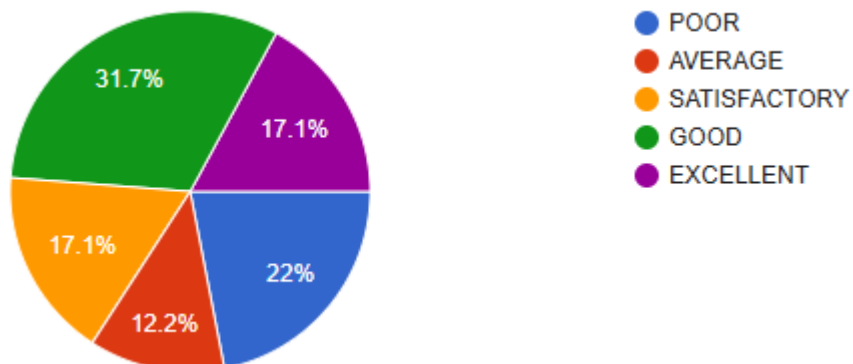
STUDENT SUPPORT

Encouragement to sports & games



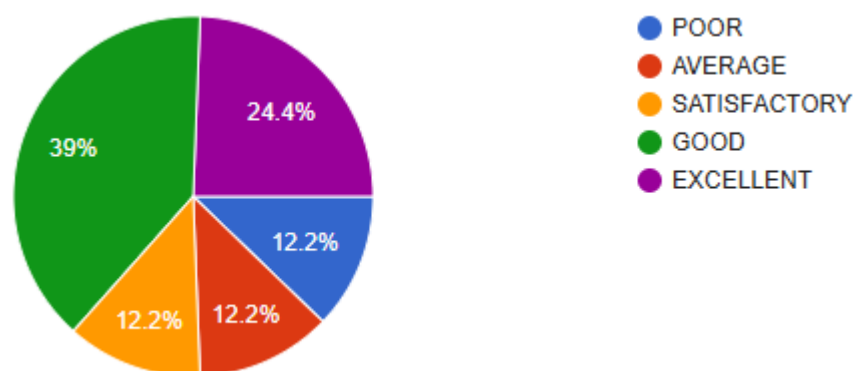
STUDENT SUPPORT

Provision of Financial support to poor students (scholarships, poor students fund etc.



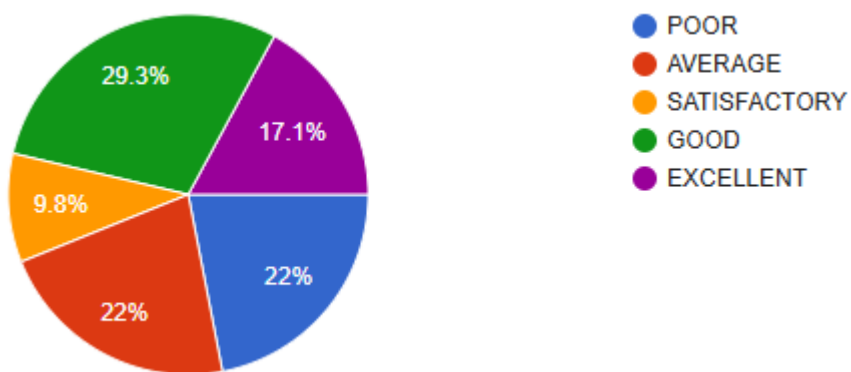
STUDENT SUPPORT

Encouragement to literary and cultural activities



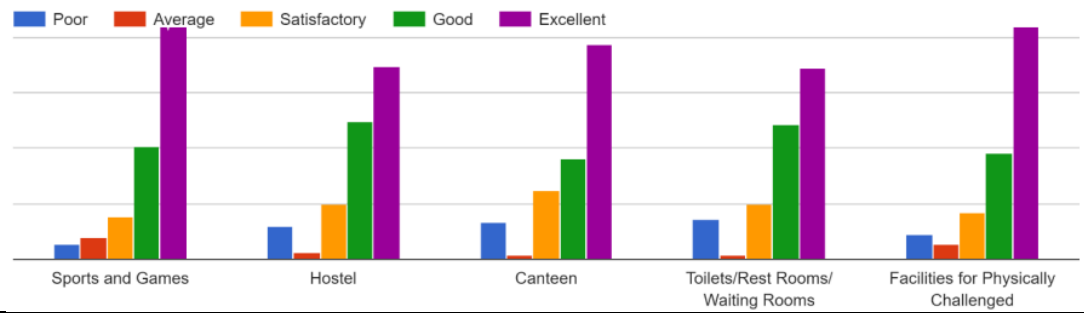
STUDENT SUPPORT

Awareness of on campus and off campus placement drives



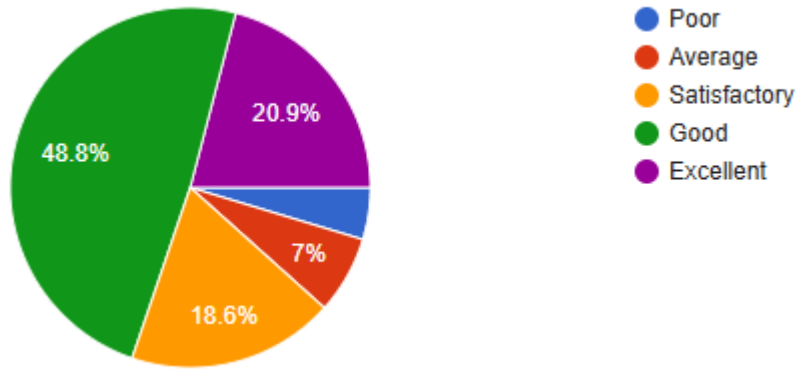
Feedback from Parents

FEEDBACK FROM PARENTS	<p>Programme of Study of your Son / Daughter</p> <table border="1"> <caption>Programme of Study of your Son / Daughter</caption> <thead> <tr> <th>Programme</th> <th>Percentage</th> </tr> </thead> <tbody> <tr> <td>B.A.</td> <td>11.6%</td> </tr> <tr> <td>B.Sc.</td> <td>23.3%</td> </tr> <tr> <td>B.Com.</td> <td>18.6%</td> </tr> <tr> <td>BBA</td> <td>7%</td> </tr> <tr> <td>BCA</td> <td>14%</td> </tr> <tr> <td>BMS</td> <td>1.6%</td> </tr> <tr> <td>MBA</td> <td>11.6%</td> </tr> <tr> <td>MCA</td> <td>11.6%</td> </tr> </tbody> </table>	Programme	Percentage	B.A.	11.6%	B.Sc.	23.3%	B.Com.	18.6%	BBA	7%	BCA	14%	BMS	1.6%	MBA	11.6%	MCA	11.6%																		
Programme	Percentage																																				
B.A.	11.6%																																				
B.Sc.	23.3%																																				
B.Com.	18.6%																																				
BBA	7%																																				
BCA	14%																																				
BMS	1.6%																																				
MBA	11.6%																																				
MCA	11.6%																																				
FEEDBACK FROM PARENTS	<p>Usefulness of the Syllabus of the Courses offered in the Programme</p> <table border="1"> <caption>Usefulness of the Syllabus of the Courses offered in the Programme</caption> <thead> <tr> <th>Category</th> <th>Poor</th> <th>Average</th> <th>Satisfactory</th> <th>Good</th> <th>Excellent</th> </tr> </thead> <tbody> <tr> <td>Higher Education</td> <td>Low</td> <td>Medium</td> <td>High</td> <td>Very High</td> <td>Medium</td> </tr> <tr> <td>Employment</td> <td>Low</td> <td>Medium</td> <td>Medium</td> <td>Very High</td> <td>Medium</td> </tr> <tr> <td>Entrepreneurship</td> <td>Medium</td> <td>Medium</td> <td>Medium</td> <td>Very High</td> <td>High</td> </tr> </tbody> </table>	Category	Poor	Average	Satisfactory	Good	Excellent	Higher Education	Low	Medium	High	Very High	Medium	Employment	Low	Medium	Medium	Very High	Medium	Entrepreneurship	Medium	Medium	Medium	Very High	High												
Category	Poor	Average	Satisfactory	Good	Excellent																																
Higher Education	Low	Medium	High	Very High	Medium																																
Employment	Low	Medium	Medium	Very High	Medium																																
Entrepreneurship	Medium	Medium	Medium	Very High	High																																
FEEDBACK FROM PARENTS	<p>Curriculum of the Programme has covered</p> <table border="1"> <caption>Curriculum of the Programme has covered</caption> <thead> <tr> <th>Category</th> <th>Poor</th> <th>Average</th> <th>Satisfactory</th> <th>Good</th> <th>Excellent</th> </tr> </thead> <tbody> <tr> <td>Knowledge</td> <td>Low</td> <td>Low</td> <td>Medium</td> <td>High</td> <td>Very High</td> </tr> <tr> <td>Understanding and Application</td> <td>Low</td> <td>Low</td> <td>Medium</td> <td>High</td> <td>Very High</td> </tr> <tr> <td>Analysis</td> <td>Low</td> <td>Low</td> <td>Medium</td> <td>High</td> <td>Very High</td> </tr> <tr> <td>Skills required</td> <td>Low</td> <td>Low</td> <td>Medium</td> <td>High</td> <td>Very High</td> </tr> <tr> <td>Values and Ethics</td> <td>Low</td> <td>Low</td> <td>Medium</td> <td>High</td> <td>Very High</td> </tr> </tbody> </table>	Category	Poor	Average	Satisfactory	Good	Excellent	Knowledge	Low	Low	Medium	High	Very High	Understanding and Application	Low	Low	Medium	High	Very High	Analysis	Low	Low	Medium	High	Very High	Skills required	Low	Low	Medium	High	Very High	Values and Ethics	Low	Low	Medium	High	Very High
Category	Poor	Average	Satisfactory	Good	Excellent																																
Knowledge	Low	Low	Medium	High	Very High																																
Understanding and Application	Low	Low	Medium	High	Very High																																
Analysis	Low	Low	Medium	High	Very High																																
Skills required	Low	Low	Medium	High	Very High																																
Values and Ethics	Low	Low	Medium	High	Very High																																
FEEDBACK FROM PARENTS	<p>Academic Facilities available in the College</p> <table border="1"> <caption>Academic Facilities available in the College</caption> <thead> <tr> <th>Facility</th> <th>Poor</th> <th>Average</th> <th>Satisfactory</th> <th>Good</th> <th>Excellent</th> </tr> </thead> <tbody> <tr> <td>Class rooms</td> <td>Low</td> <td>Medium</td> <td>High</td> <td>Very High</td> <td>Excellent</td> </tr> <tr> <td>Laboratories</td> <td>Low</td> <td>Low</td> <td>Medium</td> <td>High</td> <td>Very High</td> </tr> <tr> <td>ICT Facilities</td> <td>Low</td> <td>Medium</td> <td>High</td> <td>Very High</td> <td>Excellent</td> </tr> <tr> <td>Seminar Halls</td> <td>Low</td> <td>Low</td> <td>Medium</td> <td>High</td> <td>Very High</td> </tr> <tr> <td>Library</td> <td>Low</td> <td>Medium</td> <td>High</td> <td>Very High</td> <td>Excellent</td> </tr> </tbody> </table>	Facility	Poor	Average	Satisfactory	Good	Excellent	Class rooms	Low	Medium	High	Very High	Excellent	Laboratories	Low	Low	Medium	High	Very High	ICT Facilities	Low	Medium	High	Very High	Excellent	Seminar Halls	Low	Low	Medium	High	Very High	Library	Low	Medium	High	Very High	Excellent
Facility	Poor	Average	Satisfactory	Good	Excellent																																
Class rooms	Low	Medium	High	Very High	Excellent																																
Laboratories	Low	Low	Medium	High	Very High																																
ICT Facilities	Low	Medium	High	Very High	Excellent																																
Seminar Halls	Low	Low	Medium	High	Very High																																
Library	Low	Medium	High	Very High	Excellent																																
FEEDBACK FROM PARENTS	<p>Facilities for Extra Curricular an/Sports / NCC/NSS and other Activities</p>																																				



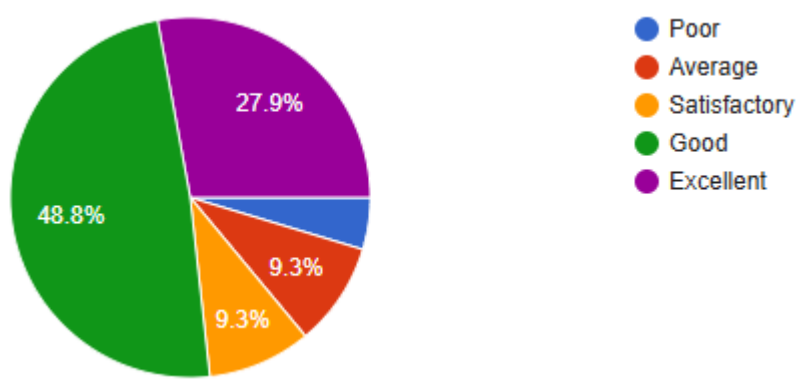
FEEDBACK FROM PARENTS

Is the course structure satisfactory?



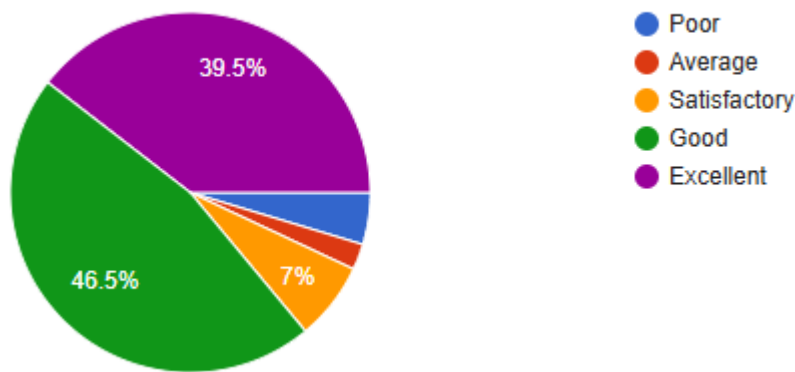
FEEDBACK FROM PARENTS

Does the curriculum ensure all round development of students?



FEEDBACK FROM PARENTS

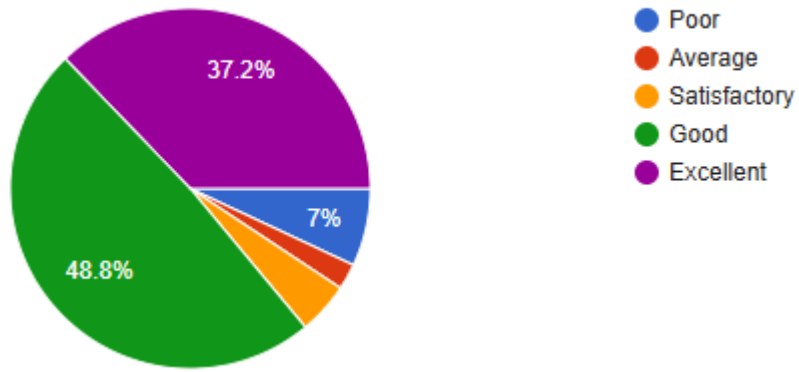
Academic Discipline (i.e timely conduct of lectures, practicals and related activities) observed by the college



FEEDBACK FROM PARENTS

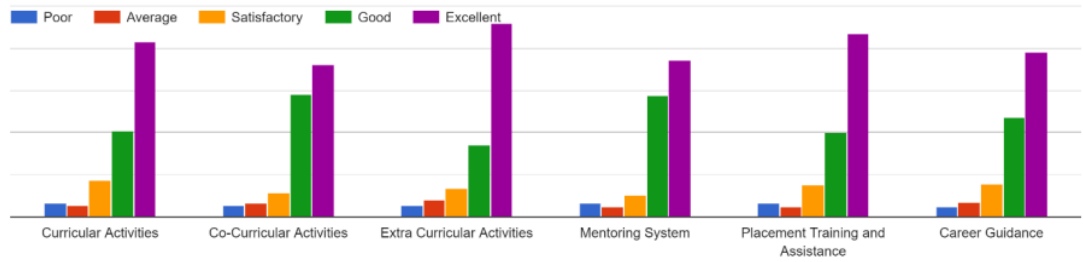
Examination system adopted by the college:

PARENTS



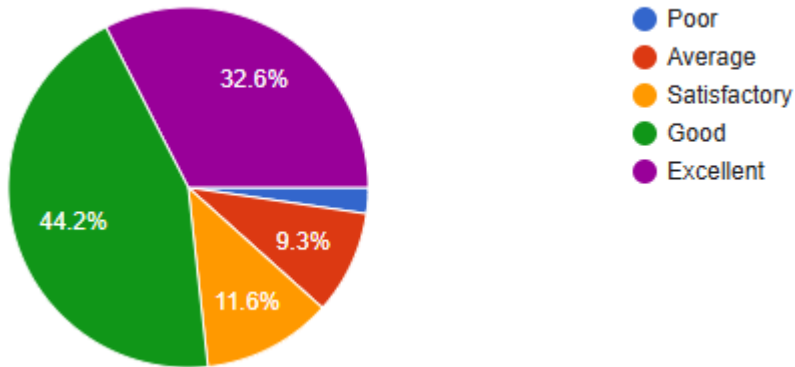
FEEDBACK FROM PARENTS

Student Support Activities

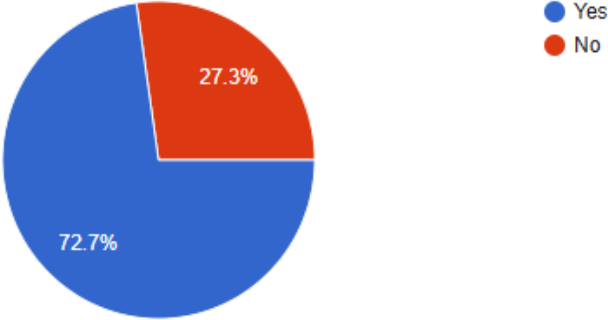
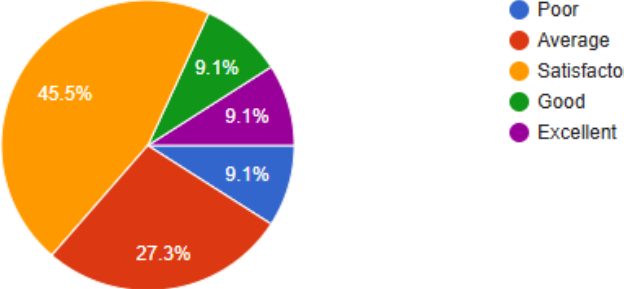
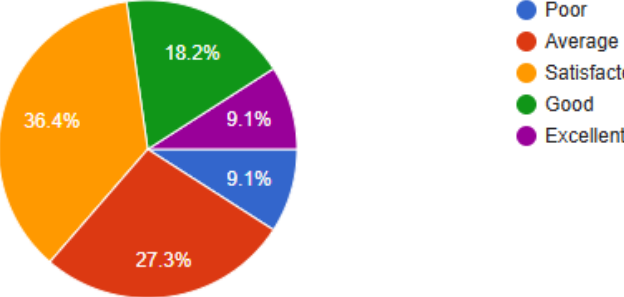
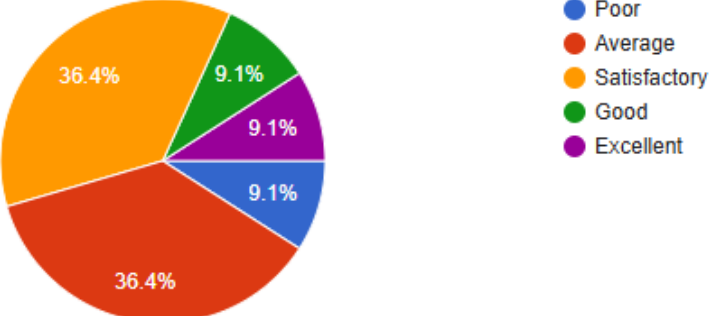


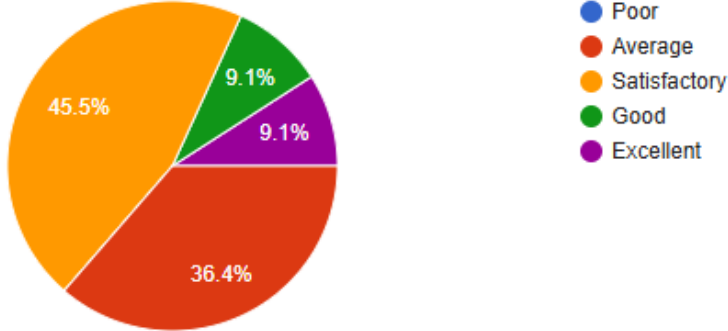
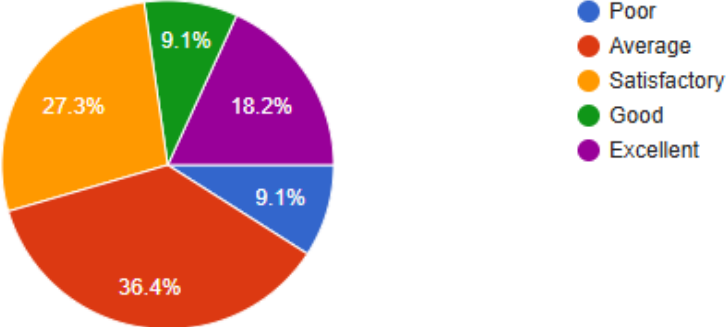
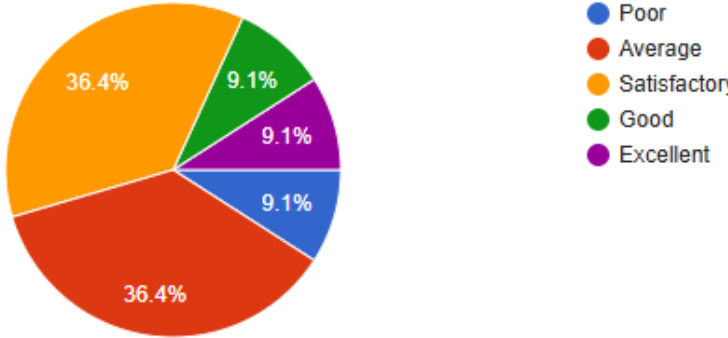
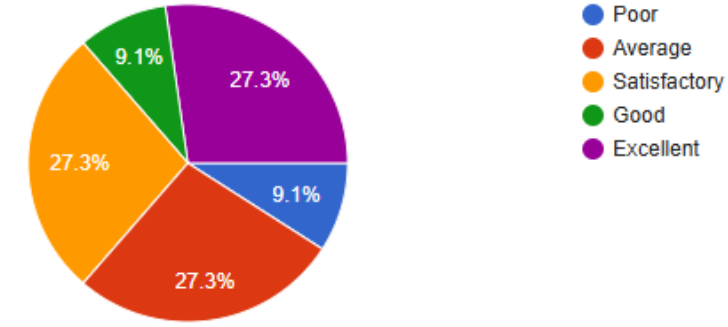
FEEDBACK FROM PARENTS

Overall Impression about the College



Feedback from Employers'/ Industrialists

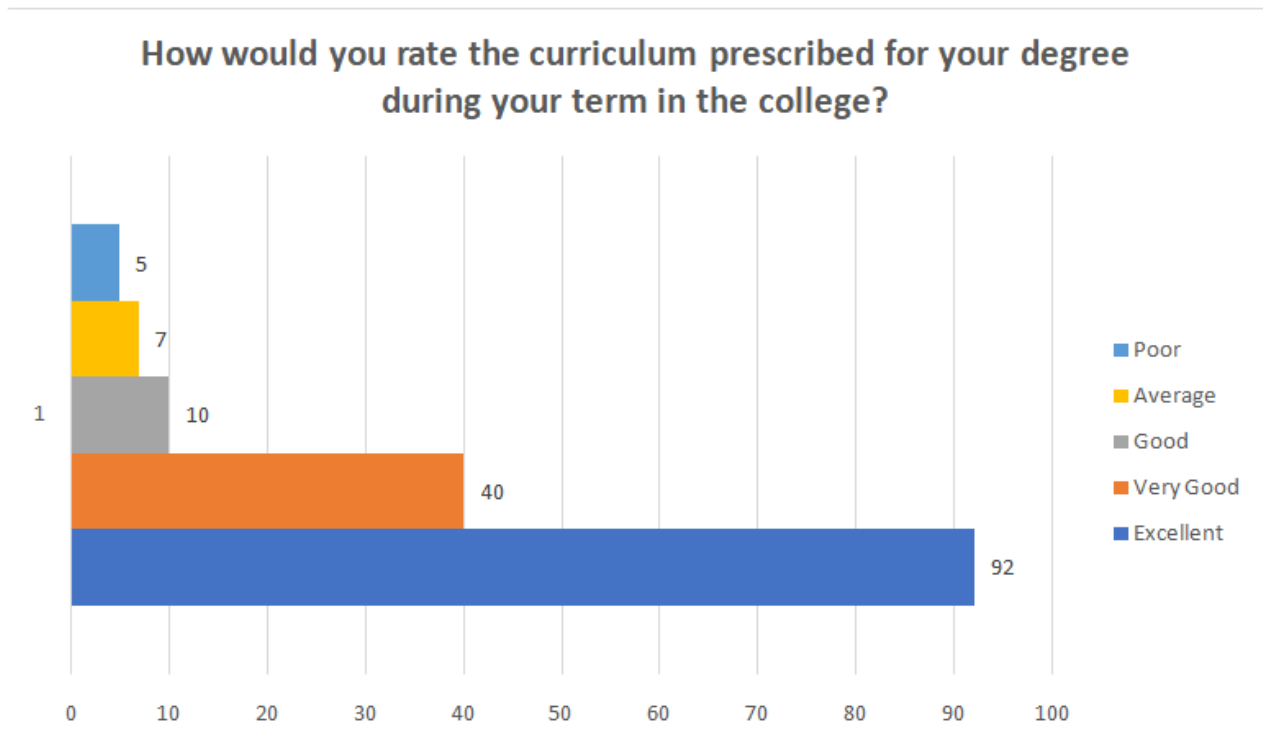
<p style="text-align: center;">EMPLOYER'S FEEDBACK</p>	<p>Curriculum relevancy to employability</p>  <p>Legend: Yes (Blue), No (Red)</p> <table border="1"> <thead> <tr> <th>Response</th> <th>Percentage</th> </tr> </thead> <tbody> <tr> <td>Yes</td> <td>72.7%</td> </tr> <tr> <td>No</td> <td>27.3%</td> </tr> </tbody> </table>	Response	Percentage	Yes	72.7%	No	27.3%						
Response	Percentage												
Yes	72.7%												
No	27.3%												
<p style="text-align: center;">EMPLOYER'S FEEDBACK</p>	<p>Syllabus effective in developing skill oriented human resources Scope for skill development/ employability/ entrepreneurship in the courses offered</p>  <p>Legend: Poor (Blue), Average (Red), Satisfactory (Yellow), Good (Green), Excellent (Purple)</p> <table border="1"> <thead> <tr> <th>Response</th> <th>Percentage</th> </tr> </thead> <tbody> <tr> <td>Poor</td> <td>9.1%</td> </tr> <tr> <td>Average</td> <td>27.3%</td> </tr> <tr> <td>Satisfactory</td> <td>45.5%</td> </tr> <tr> <td>Good</td> <td>9.1%</td> </tr> <tr> <td>Excellent</td> <td>9.1%</td> </tr> </tbody> </table>	Response	Percentage	Poor	9.1%	Average	27.3%	Satisfactory	45.5%	Good	9.1%	Excellent	9.1%
Response	Percentage												
Poor	9.1%												
Average	27.3%												
Satisfactory	45.5%												
Good	9.1%												
Excellent	9.1%												
<p style="text-align: center;">EMPLOYER'S FEEDBACK</p>	<p>Creativity & innovation of the Curriculum</p>  <p>Legend: Poor (Blue), Average (Red), Satisfactory (Yellow), Good (Green), Excellent (Purple)</p> <table border="1"> <thead> <tr> <th>Response</th> <th>Percentage</th> </tr> </thead> <tbody> <tr> <td>Poor</td> <td>9.1%</td> </tr> <tr> <td>Average</td> <td>27.3%</td> </tr> <tr> <td>Satisfactory</td> <td>36.4%</td> </tr> <tr> <td>Good</td> <td>18.2%</td> </tr> <tr> <td>Excellent</td> <td>9.1%</td> </tr> </tbody> </table>	Response	Percentage	Poor	9.1%	Average	27.3%	Satisfactory	36.4%	Good	18.2%	Excellent	9.1%
Response	Percentage												
Poor	9.1%												
Average	27.3%												
Satisfactory	36.4%												
Good	18.2%												
Excellent	9.1%												
<p style="text-align: center;">EMPLOYER'S FEEDBACK</p>	<p>Relevance of Course Content to Employability</p>  <p>Legend: Poor (Blue), Average (Red), Satisfactory (Yellow), Good (Green), Excellent (Purple)</p> <table border="1"> <thead> <tr> <th>Response</th> <th>Percentage</th> </tr> </thead> <tbody> <tr> <td>Poor</td> <td>9.1%</td> </tr> <tr> <td>Average</td> <td>36.4%</td> </tr> <tr> <td>Satisfactory</td> <td>36.4%</td> </tr> <tr> <td>Good</td> <td>9.1%</td> </tr> <tr> <td>Excellent</td> <td>9.1%</td> </tr> </tbody> </table>	Response	Percentage	Poor	9.1%	Average	36.4%	Satisfactory	36.4%	Good	9.1%	Excellent	9.1%
Response	Percentage												
Poor	9.1%												
Average	36.4%												
Satisfactory	36.4%												
Good	9.1%												
Excellent	9.1%												

<p>EMPLOYER'S FEEDBACK</p>	<p>Relevance of the curriculum to the organization</p>  <p>Legend:</p> <ul style="list-style-type: none"> ● Poor ● Average ● Satisfactory ● Good ● Excellent
<p>EMPLOYER'S FEEDBACK</p>	<p>Curriculum effective in developing innovative thinking</p>  <p>Legend:</p> <ul style="list-style-type: none"> ● Poor ● Average ● Satisfactory ● Good ● Excellent
<p>EMPLOYER'S FEEDBACK</p>	<p>Curriculum related to social activities</p>  <p>Legend:</p> <ul style="list-style-type: none"> ● Poor ● Average ● Satisfactory ● Good ● Excellent
<p>EMPLOYER'S FEEDBACK</p>	<p>Open to new ideas and learning new Technologies</p>  <p>Legend:</p> <ul style="list-style-type: none"> ● Poor ● Average ● Satisfactory ● Good ● Excellent

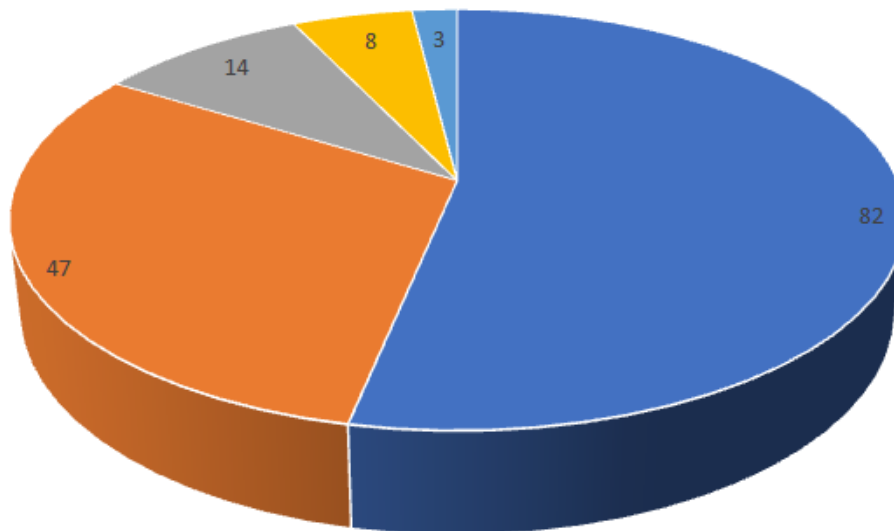
Feedback from Alumni

Report of Alumni Feedback on Curriculum

In 2024, Andhra Loyola College has taken feedback from different stakeholders on curriculum of all the UG/ PG Programmes offered by the College. Under the guidance of Internal Quality Assurance Cell, all Departments in the College have collected feedback through google form from 154 Students who have passed out from the College in the past 3 Years. IQAC has analyzed the data received from the Students and submitted a consolidated report of it to IQAC.

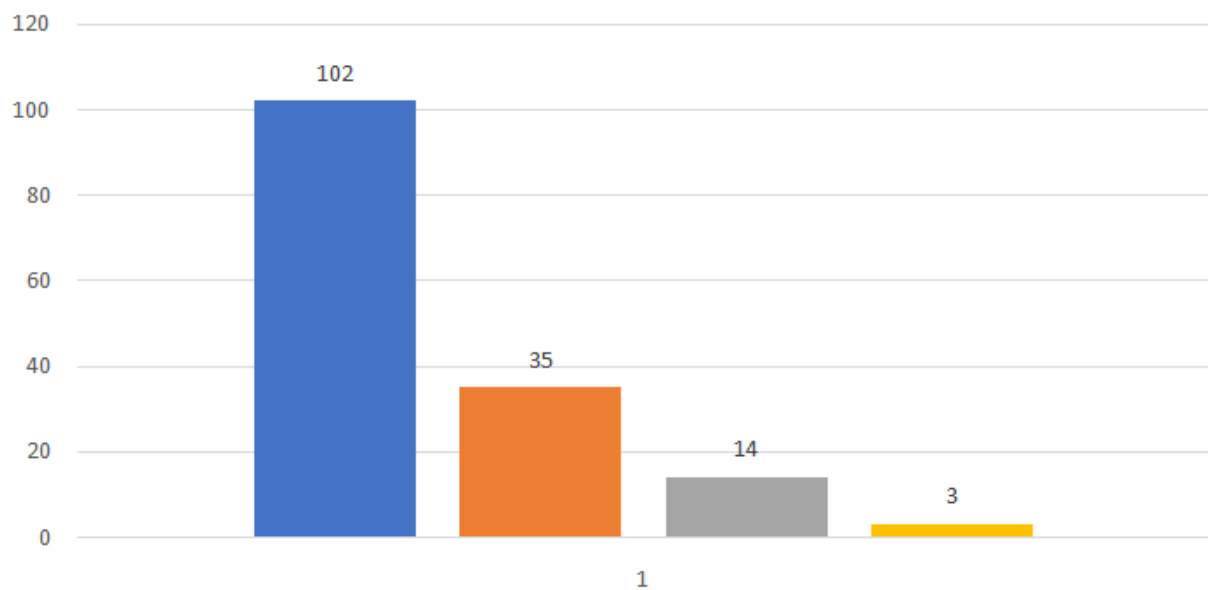


How would you rate the course curriculum for fulfilling your expectations?



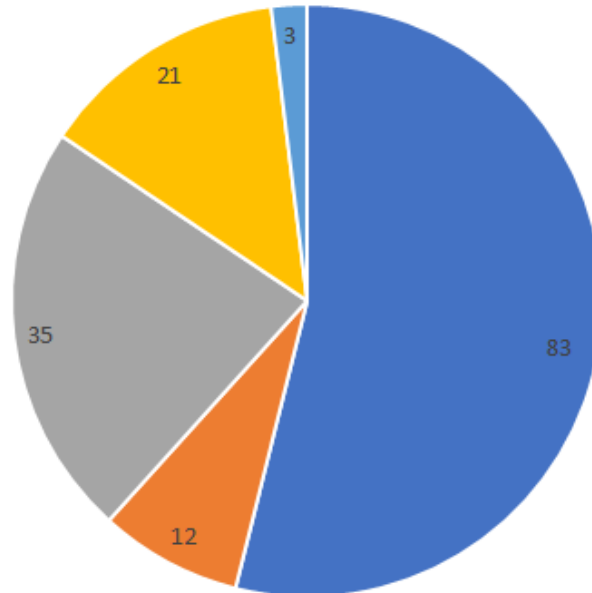
■ Excellent ■ Very Good ■ Good ■ Average ■ Poor

How would you rate the quality of education imparted in the college?



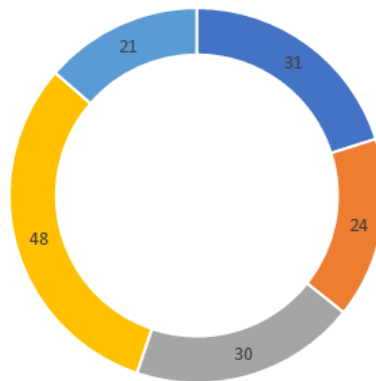
■ Excellent ■ Very Good ■ Good ■ Average

How do you rate the academic initiatives taken by the college to bridge the gap between industry & academia



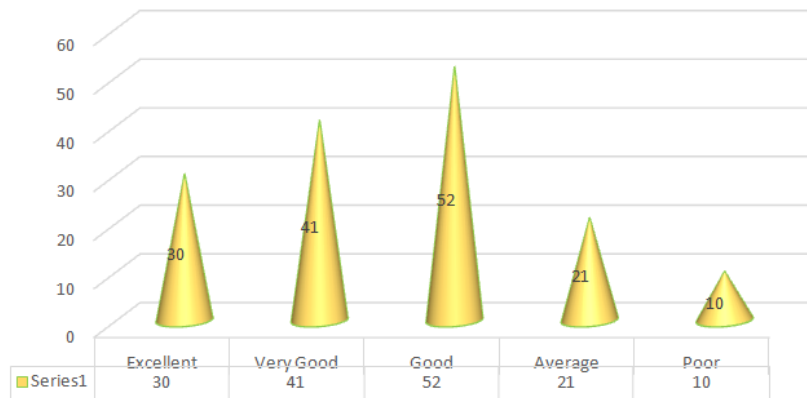
■ Excellent ■ Very Good ■ Good ■ Average ■ Poor

How do you rate the relevance of your degree to your present job?

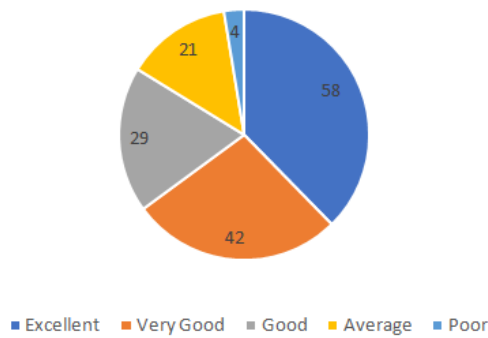


■ Excellent ■ Very Good ■ Good ■ Average ■ Poor

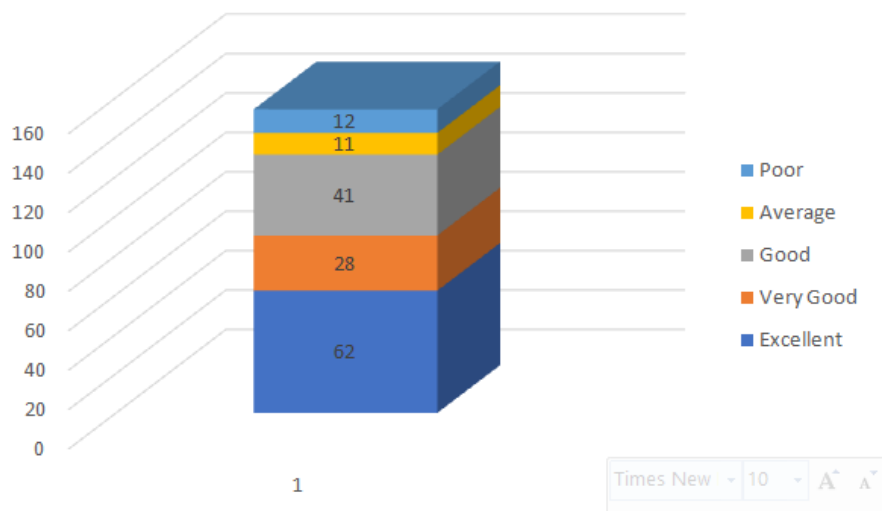
How would you rate the motivation created by the curriculum to pursue post graduation/research in the particular topic?



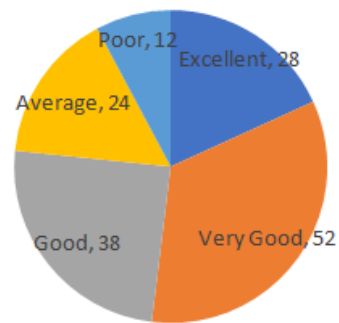
Is the course structure helpful for you to adapt yourself to your career?



The prescribed curriculum helped me to gain knowledge



Is Choice Based Credit system being in relation to National and global trends?



■ Excellent ■ Very Good ■ Good ■ Average ■ Poor
